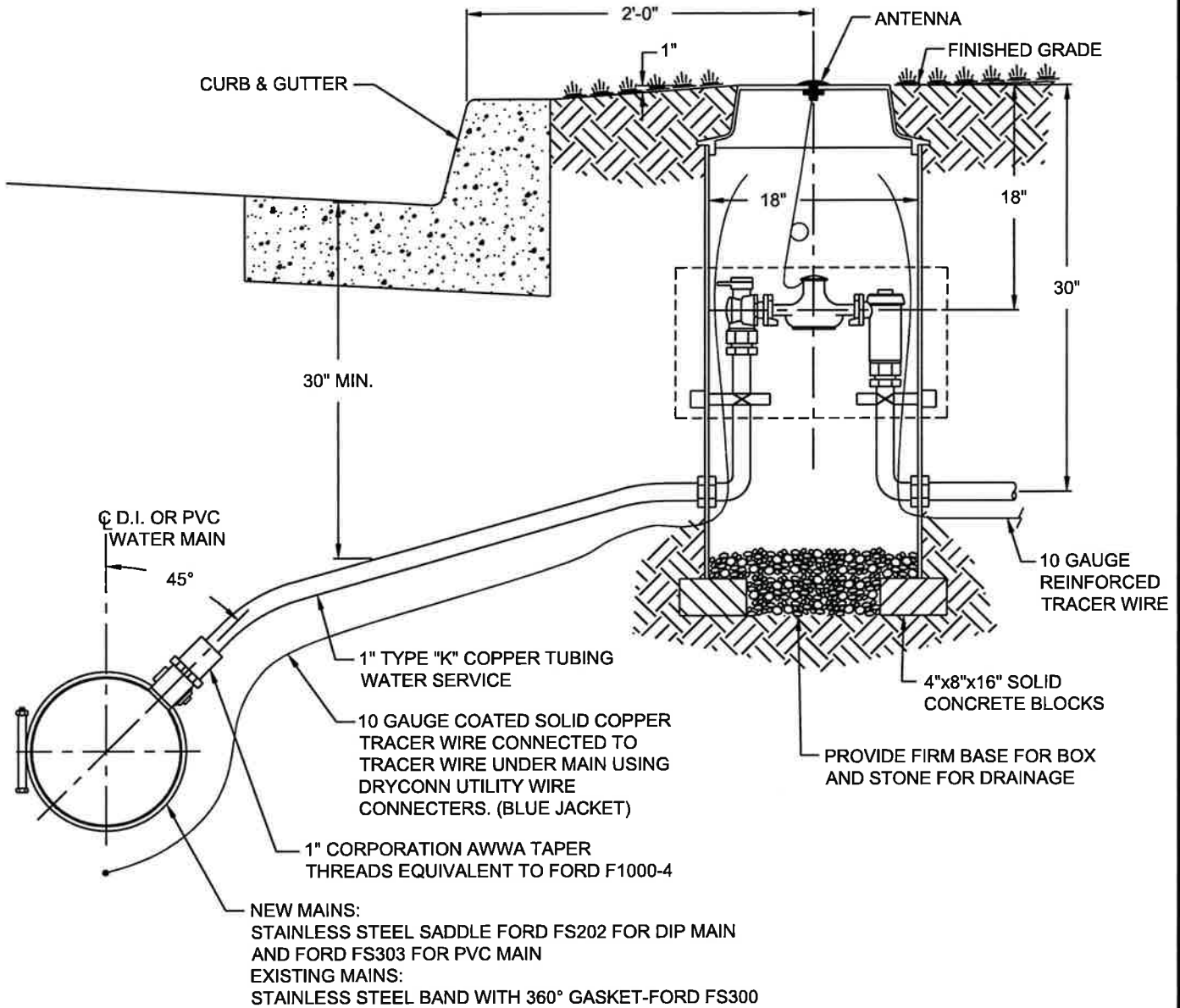




O:\standets\REVISED 2024\REVISED-RENUMBERED 2024\W-103.1.dwg, 1/30/2024 1:15:30 PM, 1:1



**NOTES:**

1. TUBING TO BE LAID LEVEL WITH TOP OF MAIN UNLESS OTHERWISE DIRECTED BY ENGINEER.
2. CORPORATION COCK TO BE LEFT OPEN, METER ANGLE VALVE LEFT CLOSED.
3. METER BOX MUELLER NO. 330RS1826FBBNN OR AN APPROVED EQUAL FURNISHED AND INSTALLED BY CONTRACTOR. COVER SHALL BE TRUMBULL, POLYMER 367-5771 LID WITH WATER LOGO AND 367-5680 FOR TRAFFIC BEARING. FRAME SHALL BE AY MCDONALD TYPE C OR APPROVED EQUAL. A 3/4" DIA. HOLE SHALL BE DRILLED IN THE CENTER OF ALL LIDS FOR EXTERNAL ANTENNA INSTALLATION.
4. SURFACE RESTORATION SHALL BE PER TOWN OF EASTON STANDARDS.
5. PIPE SHALL BE TAPPED WITH A HOLE CUTTER THAT WILL RETAIN THE COUPON IN ACCORDANCE WITH UNI-BELL PLASTIC PIPE ASSOCIATION UNI-B-3.
6. THOROUGHLY TAPE MECHANICAL CONNECTIONS WITH ELECTRICAL TAPE.
7. METER SHALL BE FURNISHED BY EASTON UTILITIES.

 <b>Life. Made better.™</b>	<p><b>APPROVAL</b></p>  EU ENGINEERING DEPARTMENT 1/31/2024 DATE	<p><b>REVISED</b></p>	<p><b>EASTON UTILITIES STANDARD DETAILS</b></p> <p><b>1" WATER SERVICE</b></p>	
	ISSUED: JANUARY 2024			
ISSUED: JANUARY 2024		STANDARD NO.: W-103.1		