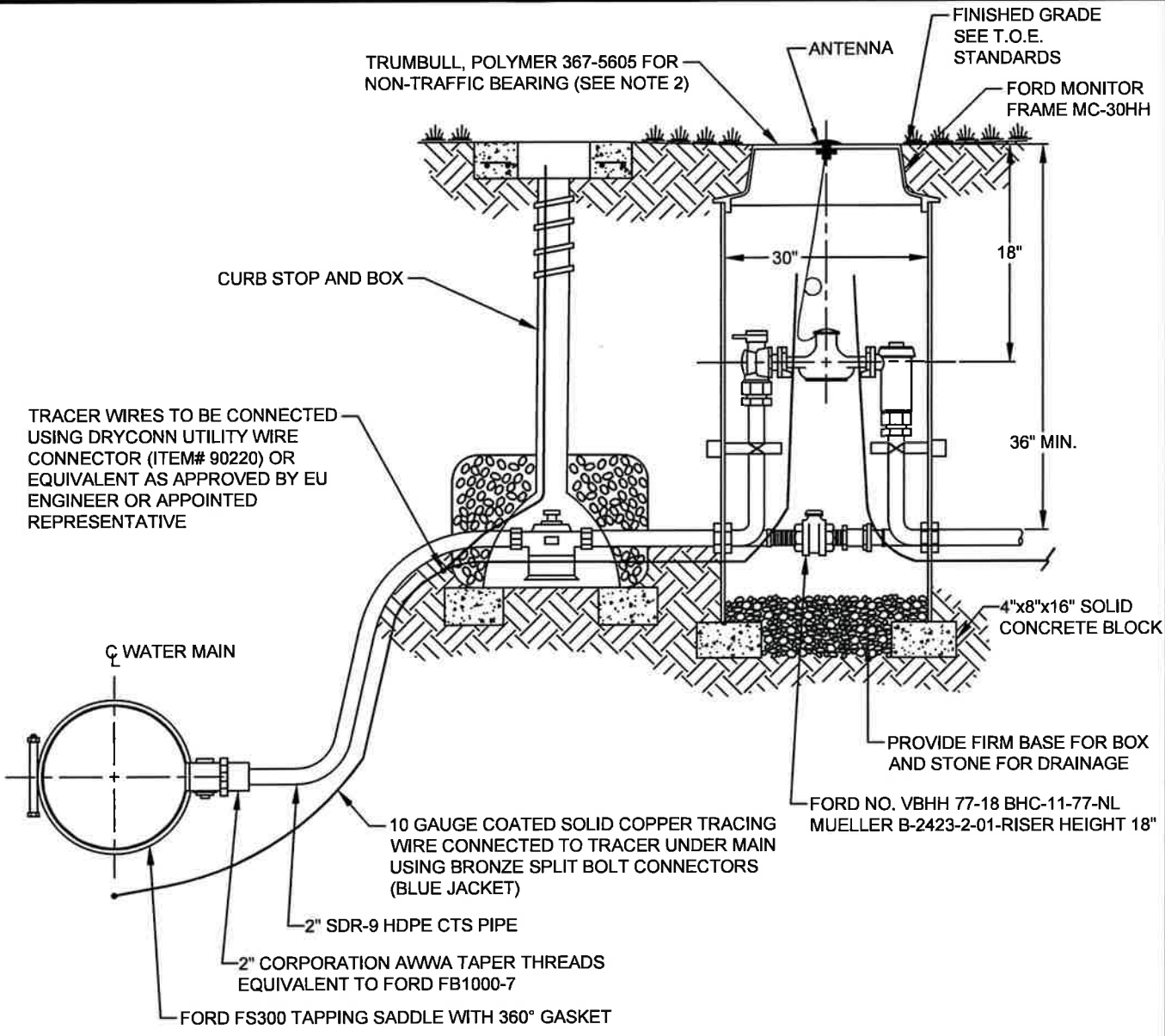




O:\standets\REVISED 2024\REVISED-RENUMBERED 2024\W-103.2.dwg, 1/31/2024 10:29:15 AM, 1:1



TRACER WIRES TO BE CONNECTED USING DRYCONN UTILITY WIRE CONNECTOR (ITEM# 90220) OR EQUIVALENT AS APPROVED BY EU ENGINEER OR APPOINTED REPRESENTATIVE

NOTES:

1. METER PIT, FRAME AND COVER, AND CUSTOM SETTER SHALL BE FURNISHED AND INSTALLED BY THE CONTRACTOR.
2. COVER MUST BE TRUMBULL, POLYMER 367-5610 FOR TRAFFIC BEARING AREAS WITH WATER LOGO. A 3/4" HOLE SHALL BE DRILLED IN THE CENTER OF ALL LIDS FOR EXTERNAL ANTENNA INSTALLATION.
3. THOROUGHLY TAPE MECHANICAL CONNECTIONS OF TRACER WIRE WITH ELECTRICAL TAPE.
4. CONTRACTOR TO PROVIDE METER SETTER TO EASTON UTILITIES INSPECTOR FOR SIZING. METER SETTER AND METER SHALL BE RETURNED TO THE CONTRACTOR WITH EASTON UTILITIES LOCKS INSTALLED. LOCKS SHALL ONLY BE REMOVED BY EASTON UTILITIES PERSONNEL.
5. METER SHALL BE FURNISHED BY EASTON UTILITIES.
6. CONTRACTOR SHALL PROVIDE A 7" SPOOL PIECE TO ALLOW A 10" METER TO HAVE A 17" LAY LENGTH.

 <p>Life. Made better.™</p>	<p>APPROVAL</p>  <p>EU ENGINEERING DEPARTMENT</p> <p>1/31/2024 DATE</p>	<p>REVISED</p>	<p>EASTON UTILITIES STANDARD DETAILS</p> <p>2" WATER SERVICE INSTALLATION</p>	
	ISSUED: JANUARY 2024			STANDARD NO.: W-103.2